

1. Name of Listed Entity:VERSATILE WIRES LIMITED
2. Scrip Code/Name of Scrip/Class of Security: 032168
3. Share Holding Pattern Filed under: 31b
4. Share Holding Pattern as on : 30-Sep-2017
5. **Declaration:** The Listed entity is required to submit the following declaration to the extent of submission of information:-

S. No.	Particulars	Yes/No	
1	Whether the Listed Entity has issued any partly paid up shares?	No	
2	Whether the Listed Entity has issued any Convertible Securities or Warrants?	No	
3	Whether the Listed Entity has any shares against which depository receipts are issued?	No	
4	Whether the Listed Entity has any shares in lock edin ?	No	
5	Whether any shares held by promoters are pledge or otherwise encumbered?	No	
6	Whether the Listed Entity has issued any differential Voting Rights?	No	



Table I - Summary Statement holding of specified securities

Category (I)	Category of shareholder (II)	Nos. of shareholders (III)	No. of fully paid up equity shares (IV)	No. of Partly paid-up equity shares held (V)	No. of shares underlying Depository Receipts (VI)	Total nos. shares held (VII) = (IV)+(V)+(VI)	Shareholding as a % of total no. of shares (calculated as per SCRR, 1957) (VIII)	Number of Voting Rights held in each class of securities (IX)			No. of Shares Underlying Outstanding convertible securities (including Warrants) (X)	Shareholding, as a % assuming full conversion of convertible securities (as a percentage of diluted share capital) (XI) = (VII)+(X) As a % of (A+B+C2)	Number of Locked in shares (XII)		Number of Shares pledged or otherwise encumbered (XIII)		Number of equity shares held in dematerialized form (XIV)			
								No of Voting Rights					Total as a % of (A+B+C)	No. (a)	As a % of total Shares held (b)	No. (a)		As a % of total Shares held (b)		
								Class eg: X	Class eg: y	Total										
A	Promoter & Promoter Group	8	1521800	0	0	1521800	27.86	1521800	0	1521800	27.86	0	27.86	-	-	-	-			
B	Public	323	3942200	0	0	3942200	72.14	3942200	0	3942200	72.14	0	72.14	0.00	-	-	-			
C	Non Promoter-Non Public	0	0	0	0	0	0.00	0	0	0	0.00	0	0.00	0	0.00	0	0			
C1	Shares underlying DRs	0	0	0	0	0	0.00	0	0	0	0.00	0	0.00	0	0.00	0	0			
C2	Shares held by Employee Trusts	0	0	0	0	0	0.00	0	0	0	0.00	0	0.00	0	0.00	0	0			
	Total	331	5464000	0	0	5464000	100.00	5464000	0	5464000	100.00	0	100.00	0	0	0	0			






Table II - Statement showing shareholding pattern of the Promoter and Promoter Group

Category & Name of the Shareholders	PAN	No. of shares held	No. of fully paid up shares held	Partly paid-up equity shares held	Nos. of shares underlying Depository Receipts	Total nos. held (VII = IV+V+VI)	Shareholding % calculated as per SCRR, 1957	Number of Voting Rights held in each class of securities (IX)			No. of Shares Underlying Outstanding convertible securities (including Warrants) (X)	Shareholding % assuming full conversion of convertible securities (XI) = (VII)+(X) as a % of A+B+C2	Number of Locked in shares (XII)	Number of Shares pledged or otherwise encumbered (XIII)	Number of shares held in dematerialized form (XIV)		
								Class X	Class Y	Total							
1 Indian Individuals/Hindu undivided Family		0	0	0	0	0	0.00	0	0	0	0.00	0	0.00	0	0.00	-	0
SRIRAM KHEMKA	AFJPK8395N		197600	0	0	197600	3.62	197600	0	197600	3.62	0	3.62	0	0.00	-	-
SRIRAM KHEMKA	AFJPK8395N		47500	0	0	47500	0.87	47500	0	47500	0.87	0	0.87	0	0.00	-	-
LOKESH KHEMKA	AFQPK7688R		110600	0	0	110600	2.02	110600	0	110600	2.02	0	2.02	0	0.00	-	-



LOKESH KHEMKA	AFQPK7688R		139300	0	0	139300	2.55	139300	0	139300	2.55	0	2.55	0	0.00			-
b Central Government/ State Government(s)		0	0	0	0	0	0.00	0	0	0	0.00	0	0.00	0	0.00			0
c Financial Institutions/ Banks		0	0	0	0	0	0.00	0	0	0	0.00	0	0.00	0	0.00			0
d Any Other (specify)		3	176800	0	0	176800	3.24	176800	0	176800	3.24	0	3.24	0	0			-
Body Corporate		3	176800	0	0	176800	3.24	176800	0	176800	3.24	0	3.24	0	0			-
VERSATILE SECURITIES PRIVATE LIMITED.	AAACV9580D		24500	0	0	24500	0.45	24500	0	24500	0.45	0	0.45	-	-			-
VERSATILE METAL CONCEPTS PVT. LTD.	AAACV8661R		30900			30900	0.57	30900	0	30900	0.57	0	0.57	0	0	0	0	0
VERSATILE METAL CONCEPTS PVT. LTD.	AAACV8661R		121400	0	0	121400	2.22	121400	0	121400	2.22	0	2.22	0	0	0	0	0
Sub-Total (A)(1)		7	671800	0	0	671800	12.30	671800	0	671800	12.30	0	12.30	0	0	0	0	0
2 Foreign		0	0	0	0	0	0.00	0	0	0	0.00	0	0.00	0	0.00			0



Individuals (Non-Resident Individuals/ Foreign Individuals)		0	0	0	0	0	0	0	0	0	0	0	0	0	0.00		0
b Government		0	0	0	0	0	0.00	0	0	0	0.00	0	0.00	0	0.00		0
c Institutions		0	0	0	0	0	0.00	0	0	0	0.00	0	0.00	0	0.00		0
d Foreign Portfolio Investor		0	0	0	0	0	0.00	0	0	0	0.00	0	0.00	0	0.00		0
e Any Other (specify)	PANNOTABVL	1	850000	0	0	850000	15.56	850000	0	850000	15.56	0	15.56	0	0.00		0
Sub-Total (A)(2)		1	850000	0	0	850000	15.56	850000	0	850000	15.56	0	15.56	0	0.00		0
Total Shareholding of Promoter and Promoter Group (A)= (A)(1)+(A)(2)		8	15218000	0	0	15218000	27.85	15218000		15218000	27.85	0	27.85	0	0		0






Table III - Statement showing shareholding pattern of the Public shareholder

	Category & Name of the Shareholders (I)	PAN (II)	Nos. of share holder (III)	No. of fully paid up equity shares held (IV)	Partly paid-up equity shares held (V)	Nos. of shares underlying Depository Receipts (VI)	Total nos. shares held VII = IV+V+VI	Shareholding % calculated as per SCRR, 1957 As a % of (A+B+C2) VIII	Number of Voting Rights held in each class of securities (IX)			No. of Shares Underlying Outstanding convertible securities (including Warrants) (X)	Total shareholding, as a % assuming full conversion of convertible securities (as a percentage of diluted share capital) (XI)	Number of Locked in shares (XII)		Number of Shares pledged or otherwise encumbered (XIII)		Number of equity shares held in dematerialized form (XIV)	
									No of Voting Rights					Total as a % of Total Voting rights	No. (a)	As a % of total Shares held (b)	No. (Not applicable) (a)		As a % of total shares held (Not applicable) (b)
									Class X	Class Y	Total								
1	Institutions		0	0	0	0	0	0.00	0	0	0	0.00	0	0.00	0	0.00	0	0	
a	Mutual Funds/		0	0	0	0	0	0	0	0	0	0	0	0.00				0	
b	Venture Capital Funds		0	0	0	0	0	0.00	0	0	0	0.00	0	0.00				0	
c	Alternate Investment Funds		0	0	0	0	0	0.00	0	0	0	0.00	0	0.00				0	
d	Foreign Venture Capital Investors		0	0	0	0	0	0.00	0	0	0	0.00	0	0.00				0	
e	Foreign Portfolio Investors		0	0	0	0	0	0	0	0	0	0	0	0.00				0	
f	Financial Institutions/ Banks		0	0	0	0	0	0	0	0	0	0	0	0	0	0	0	0	
g	Insurance Companies		0	0	0	0	0	0	0	0	0	0	0.00	0.00				0	
h	Provident Funds/ Pension Funds		0	0	0	0	0	0.00	0	0	0	0.00	0	0.00				0	



	Any Other (specify)	1	10000000	0	0	10000000	18.30	10000000	0	10000000	18.30	0	18.30	0.00			-
	Sub-Total (B)(1)	1	10000000	0	0	10000000	18.30	10000000	0	10000000	18.30	0	18.30	0.00			-
2	Central Government/ State Government(s)/ President of India	0	0	0	0	0	0.00	0	0	0	0.00	0	0.00	0.00			0
	Sub-Total (B)(2)	0	0	0	0	0	0.00	0	0	0	0.00	0	0.00	0	0.00		0
3	Non-institutions	0	0	0	0	0	0.00	0	0	0	0.00	0	0.00	0	0.00	0	0.00
a	Individuals -	298	317000	0	0	317000	5.80	317000	0	317000	5.80	0	5.80	0	0.00	0	0.00
i	Individual shareholders holding nominal share capital up to Rs. 2 lakhs.	298	317000	0	0	317000	5.80	317000	0	317000	5.80	0	5.80	0	0.00	0	0.00
ii	Individual shareholders holding nominal share capital in excess of Rs. 2 lakhs.	11	575500	0	0	575500	10.53	575500	0	575500	10.53	0	10.53	0.00			-
b	NBFCs registered with RBI	0	0	0	0	0	0.00	0	0	0	0.00	0	0.00	0.00			0
c	Employee Trusts	0	0	0	0	0	0.00	0	0	0	0.00	0	0.00	0.00			0



d	Overseas Depositories (holding DRs) (balancing figure)	0	0	0	0	0	0.00	0	0	0	0.00	0	0.00		0.00		0
e	Any Other (specify)	13	20497000	0	2049700	37.51	20497000	2049700	37.51	0	37.51		0	0	0	0	
	Sub-Total (B)(3)	322	29422000	0	2942200	53.85	29422000	2942200	53.85	0	53.85	0	0.00		00	0	
	Total Public Shareholding (B)= (B)(1)+(B)(2) +(B)(3)	323	39422000	0	3942200	72.15	39422000	3942200	72.15	0	72.15	0	0.00		00	0	




Table IV - Statement showing shareholding pattern of the Non Promoter- Non Public shareholder

Category & Name of the Shareholders	PAN	No. of shares held	No. of fully paid up equity shares (V)	Partly paid-up equity shares held (VI)	Nos. of shares underlying Depository Receipts (VII)	Total no. shares held (VII = IV+V+VI)	Shareholding % calculated as per SCRR, 1957 As a % of (A+B+C2) (VIII)	Number of Voting Rights held in each class of securities (IX)			No. of Shares Underlying Outstanding convertible securities (including Warrants) (X)	Total shareholding, as a % assuming full conversion of convertible securities (XI)	Number of Locked in shares (XII)		Number of Shares pledged or otherwise encumbered (XIII)		Number of equity shares held in dematerialized form (XIV) (Not Applicable)	
								Class X	Class Y	Total			No.	As a % of total Shares held	No. (Not applicable)	As a % of total shares held (Not applicable)		
1 Custodian/DR Holder		0	0	0	0	0	0.00	0	0	0	0.00	0	0.00	0	0.00	0	0.00	0
2 Employee Benefit Trust (under SEBI (Share based Employee Benefit) Regulations, 2014)		0	0	0	0	0	0.00	0	0	0	0.00	0	0.00	0	0.00	0	0.00	0
Total Non-Promoter-Non Public Shareholding (C)= (C)(1)+(C)(2)		0	0	0	0	0	0.00	0	0	0	0.00	0	0.00	0	0.00	0	0.00	0




Table II- Unclaim Details

Details of Shares which remain unclaimed may be given here along with details such as number of shareholders, outstanding shares held in demat/unclaimed suspense account, voting rights which are frozen etc.	
No. of shareholders	No of share held

Table III- Unclaim Details

Details of Shares which remain unclaimed may be given here along with details such as number of shareholders, outstanding shares held in demat/unclaimed suspense account, voting rights which are frozen etc.	
No. of shareholders	No of share held

Table III- Person in Concert

Details of the shareholders acting as persons in Concert including their Shareholding			
Name of shareholder	Name of PAC	No. of share	Holding %

